

We conducted the "Survey on Living Conditions of Foreign Residents in Japan" for the fiscal year 2023.



It was conducted from February to April 2024 targeting foreign citizens living in Okayama Prefecture, was carried out via an online questionnaire. We received 383 valid responses. The survey results will be used as reference material for considering new activities of our foundation in the future.

If you would like to know more about the detailed results of this survey, please contact us at info@hashimotozaidan.or.jp.

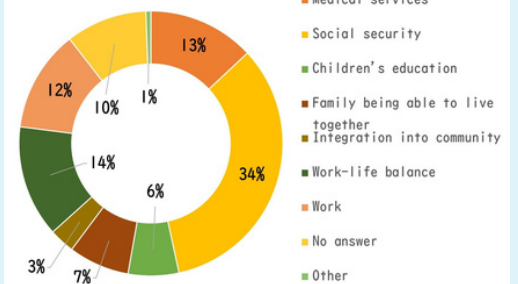
\\Here are some of the survey results//

Q Why do you want to live in Japan?

Settlement Intentions	Age-group							Total
	<20	20-24	25-29	30-34	35-39	40-44	>45	
Medical services	0	8	21	13	3	1	0	46
Social security	1	19	54	24	5	2	0	105
Children's education	0	4	10	5	0	2	0	21
Family being able to live together	0	3	12	8	5	1	0	29
Integration into community	0	3	5	3	1	1	0	13
Work-life balance	0	16	22	13	2	0	0	53
Work	1	24	20	14	4	1	4	68
No answer	0	13	16	11	6	0	0	46
Other	0	0	1	0	0	1	0	2
Total	2	90	161	91	26	9	4	383

- The number of respondents in the age group 25-29 is the highest
- When choosing one reason to live in Japan, the most common response across all age groups was "social welfare," followed by "work" and "standard of living."

Q Why do you want to live in Japan? age group of 25~29



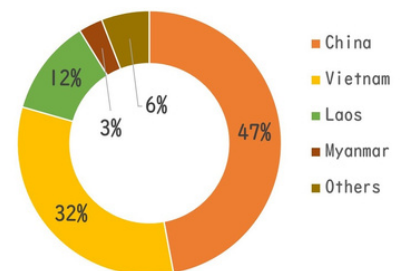
The most important reasons for settling down in Japan were social welfare (34%), standard of living (14%), insurance services (13%), and work (12%).

Q How long do you want to stay in Japan?

Age-group	Years of settlement Intentions					Total
	Less than 1 year	Less than 5 years	Less than 10 years	More than 10 years	I don't know	
<20	0	0	1	1	0	2
20-24	4	34	27	23	2	90
25-29	1	49	62	36	13	161
30-34	1	24	40	22	4	91
35-39	0	10	8	5	3	26
40-44	1	0	5	3	0	9
>45	0	1	1	1	1	4
Total	7	118	144	91	23	383

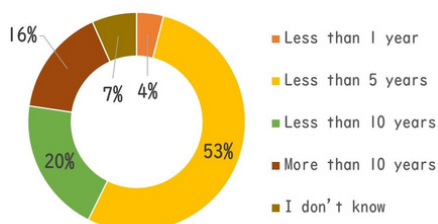
The majority of people aged 20-24 are considering staying in Japan for 5 years or less.

Q How long do you want to stay in Japan?



This graph shows the status of the countries of origin for the 20-24 age group who wish to stay for less than 5 years.

International students' intention to settle down in Japan



53% of international students are willing to stay for less than 5 years, while 16% are willing to stay for ten years or more.

Summary

In conclusion, many people intend to stay in Japan for less than 10 years, with the biggest attraction being Japan's "social welfare." For the age group of 25-29, "work" was a moderate attraction. Additionally, international students also intend to stay for less than 5 years, and it appears that not many hope to work in Japan. Creating attractive jobs in Japan might provide a reason for longer stays. It was also found that the length of stay varies depending on nationality.

We plan to conduct the survey again in the fiscal year 2024. We kindly request your cooperation.

